



Tutorial plataforma Oxford Owl for School


The screenshot shows a web browser window with the URL oxfordowl.co.uk in the address bar. The page title is "Welcome to Oxford Owl". Below the title, there is a description: "Discover expert advice, educational resources and free eBooks to support children's learning at primary school and at home, from Oxford University Press." The page is divided into two main sections: "Oxford Owl for School" and "Oxford Owl for Home". The "Oxford Owl for School" section features a blue owl icon and lists resources like award-winning subscriptions, professional development, and free teaching resources. It has a "Log in" button and a "Join us" button. The "Oxford Owl for Home" section features a brown owl icon and lists resources like advice for parents, educational activities, and a free eBook library. It has an "Enter site" button. A green arrow points from the first instruction box to the address bar, and another green arrow points from the second instruction box to the "Log in" button.

Oxford Owl for School and Home

oxfordowl.co.uk

Welcome to Oxford Owl

Discover expert advice, educational resources and free eBooks to support children's learning at primary school and at home, from Oxford University Press.




Oxford Owl for School

Teaching resources and expert school improvement support

- Award-winning subscriptions and leadership support
- Professional Development and best practice advice
- Free teaching resources and eBooks

[Log in](#) [Join us](#)

About Oxford Owl for School [▶](#)



Oxford Owl for Home

Free resources to support learning at home

- Advice and support for parents
- Educational activities and games
- Free eBook library for 3- to 11-year-olds

[Enter site](#)

1) Ingresar a la página web:
www.oxfordowl.co.uk

2) Seleccionar opción:
'Log in'

1) Seleccionar opción 'Students'.

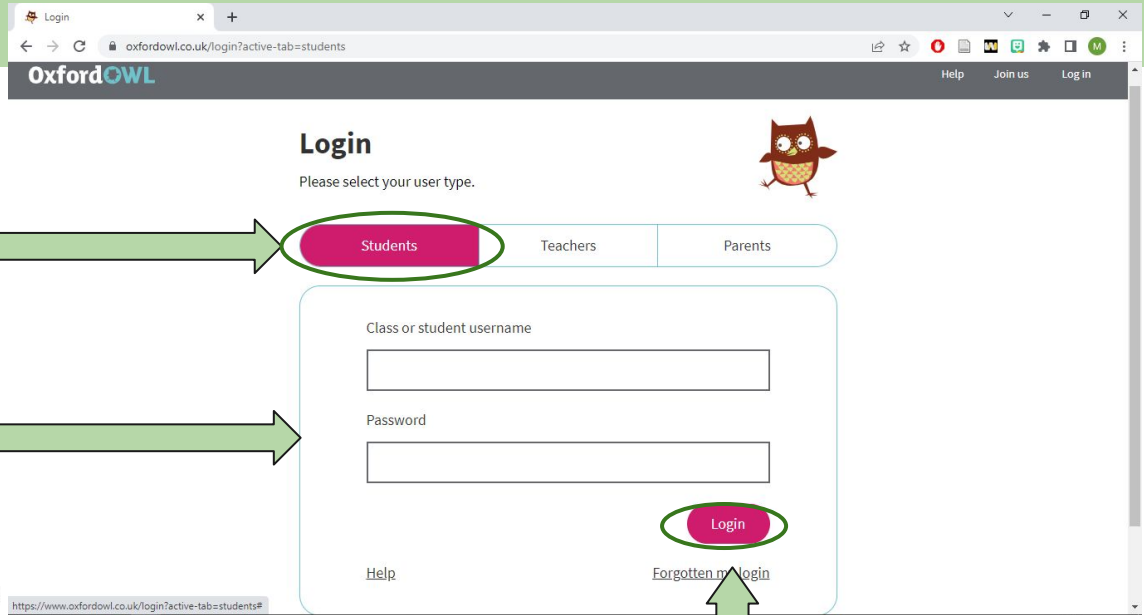
2) Ingresar datos de usuario entregados a cada estudiante.


www.oxfordowl.co.uk

School code:
slk3

Your username:
e.prueba

Password:
kinder2022



Login

Please select your user type.

Students Teachers Parents

Class or student username

Password

Login


[Help](#) [Forgotten my login](#)

<https://www.oxfordowl.co.uk/login?active-tab=students#>

3) Seleccionar opción: 'Log in'

Ejemplo de tarjeta con datos de usuario que se entregará a cada estudiante.

1) Ingresar el código de nuestro colegio indicado en datos de usuario.


www.oxfordowl.co.uk

School code: **slk3** ← código CSJ

Your username:
e.prueba

Password:
kinder2022

Login

oxfordowl.co.uk/login?active-tab=students

OxfordOWL

Help Join us Log in

Login

Please select your user type.

Students Teachers Parents

Please enter your school code.

School code

slk3

Help

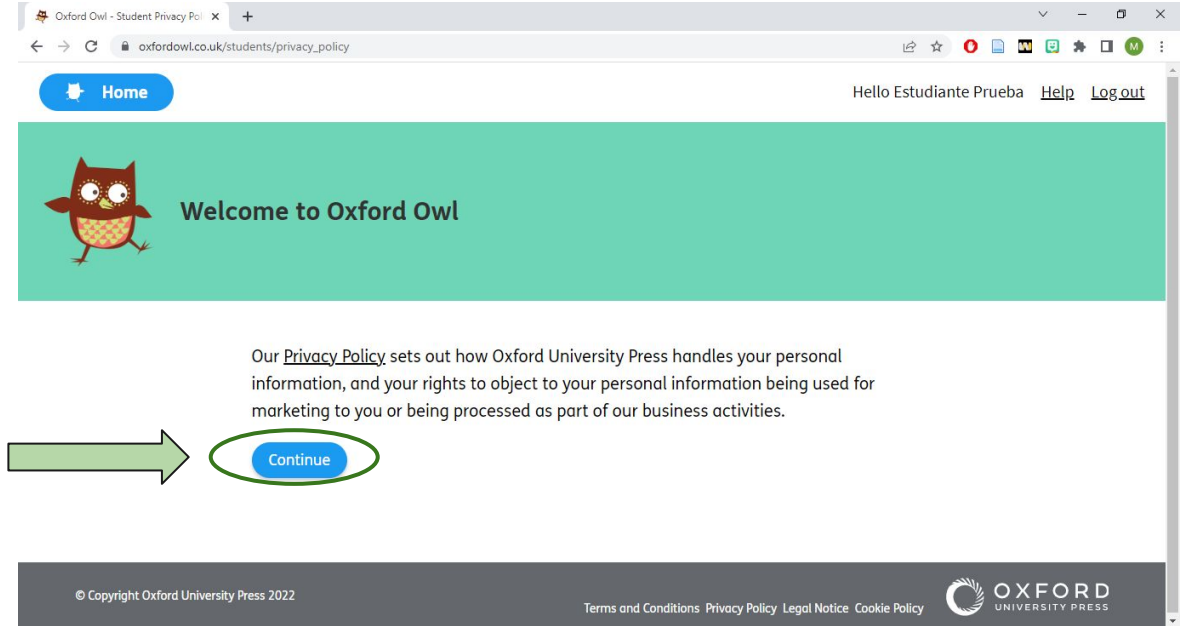
Forgotten my login

Login

2) Seleccionar opción:
'Log in'

Ejemplo de tarjeta con datos de usuario que se entregará a cada estudiante.

Seleccionar opción: Continue




Oxford Owl - Student Privacy Policy

oxfordowl.co.uk/students/privacy_policy

Home

Hello Estudiante Prueba [Help](#) [Log out](#)




Welcome to Oxford Owl

Our [Privacy Policy](#) sets out how Oxford University Press handles your personal information, and your rights to object to your personal information being used for marketing to you or being processed as part of our business activities.

[Continue](#)

© Copyright Oxford University Press 2022

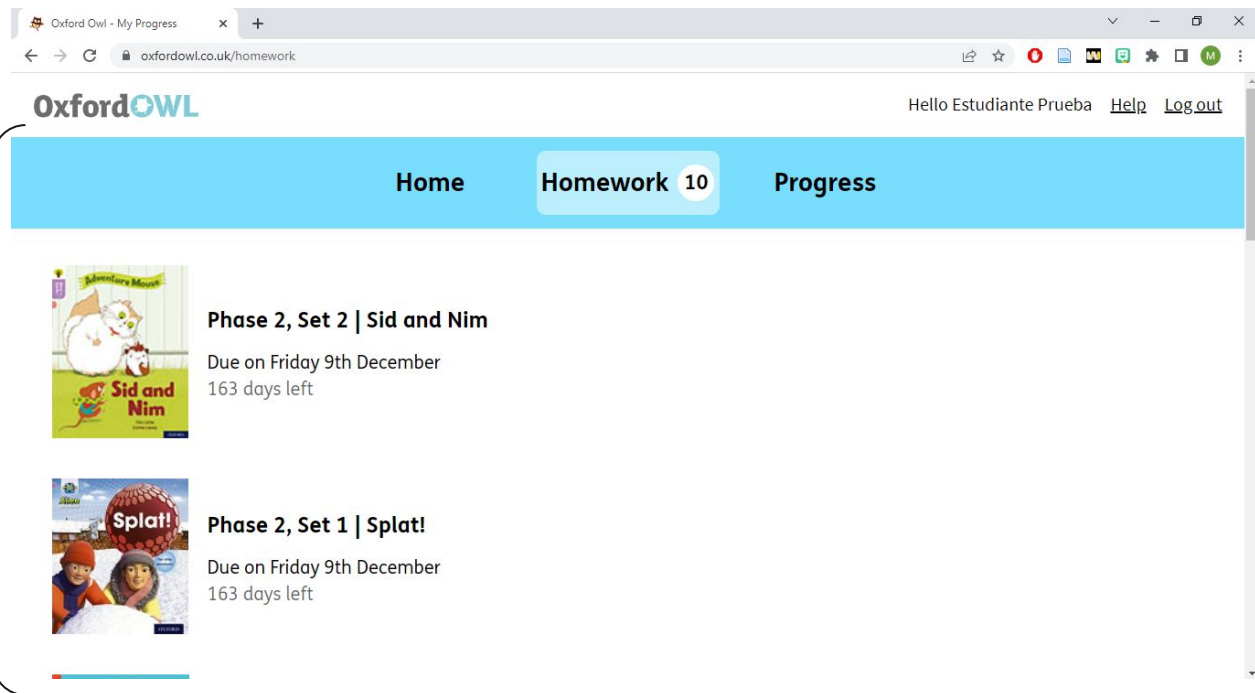
[Terms and Conditions](#) [Privacy Policy](#) [Legal Notice](#) [Cookie Policy](#)



Seleccionar opción:
'Homework'

The screenshot shows the Oxford Owl website interface. At the top, the browser address bar displays 'oxfordowl.co.uk/for-students/student-home'. The page header includes the 'OxfordOWL' logo and the text 'Hello Estudiante Prueba' with links for 'Help' and 'Log out'. A navigation bar features two main options: 'Homework 10' and 'Progress'. A green arrow points from the left towards the 'Homework 10' button, which is also circled in green. Below the navigation bar, there are two summary cards: one for 'Homework' showing '10 to do' and another for 'Progress' showing 'No Progress'. At the bottom of the page, there are three promotional banners: 'OxfordOWL eBook Library', 'eBook Library for Letters and Sounds', and 'Read Write Inc. eBooks Selection'.

En esta sección podrán acceder a los libros asignados por el/la docente.



The screenshot shows a web browser window with the URL oxfordowl.co.uk/homework. The page header includes the Oxford Owl logo and the text "Hello Estudiante Prueba" with links for "Help" and "Log out". A navigation bar contains "Home", "Homework 10" (highlighted), and "Progress". Below this, two book assignments are listed:

- Phase 2, Set 2 | Sid and Nim**
Due on Friday 9th December
163 days left
- Phase 2, Set 1 | Splat!**
Due on Friday 9th December
163 days left


Al seleccionar un libro verá las siguientes opciones:

Seleccionar opción:
'Read the eBook'



A screenshot of a web browser displaying the Oxford Owl website. The browser's address bar shows 'oxfordowl.co.uk/homework'. The page features a book titled 'Phase 2, Set 1 | Little Blending Book 1' with a due date of 'Friday 9th December' and '163 days left'. Below the book title, there are two blue buttons: 'Read the eBook' (which is circled in green and has a green arrow pointing to it from the text box on the left) and 'I've finished the eBook'. Below these buttons, there is a '+ More Information' link. At the bottom of the page, another book titled 'Phase 2, Set 2 | Pip's Prank' is partially visible.

Oxford Owl - My Progress

oxfordowl.co.uk/homework


 **Phase 2, Set 1 | Little Blending Book 1**
Due on Friday 9th December
163 days left

Phase 2, Set 1 | Little Blending Book 1 ✕

Due on Friday 9th December
163 days left

[+ More Information](#)

 **Phase 2, Set 2 | Pip's Prank**

https://www.oxfordowl.co.uk/api/digital_books/31528.html

A continuación, se abrirá una nueva pestaña con el libro seleccionado.

The screenshot shows a web browser with two tabs: 'Oxford Owl - My Progress' and 'Little Blending Book 1'. The address bar displays 'oxfordowl.co.uk/api/interactives/31528.html'. The main content area features the Oxford Owl logo in the top left and a 'Close book' button in the top right. The central focus is a large illustration of a red book with a yellow cover, titled 'Little Blending Book for Letters and Sounds' and 'Book 1'. The book cover also displays the letters 's a t p' and the Oxford logo. At the bottom of the page, there is a 'Zoom' section with '+' and '-' buttons, a 'Reset' button, and 'Tools' with a bookmark and a pencil icon. On the right side, there is a 'Page' section with a 'Go to page' input field and navigation arrows.

Al terminar un libro, seleccionar la opción: **'Close eBook'**.

Seleccionar las letras para escuchar los sonidos.

Seleccionar las palabras para escucharlas.

Oxford OWL

Close book

Click on the tiles below to hear the new sounds:

s a t p

Say the word on the screen each time.

Click to check if you were right.

sat

sat

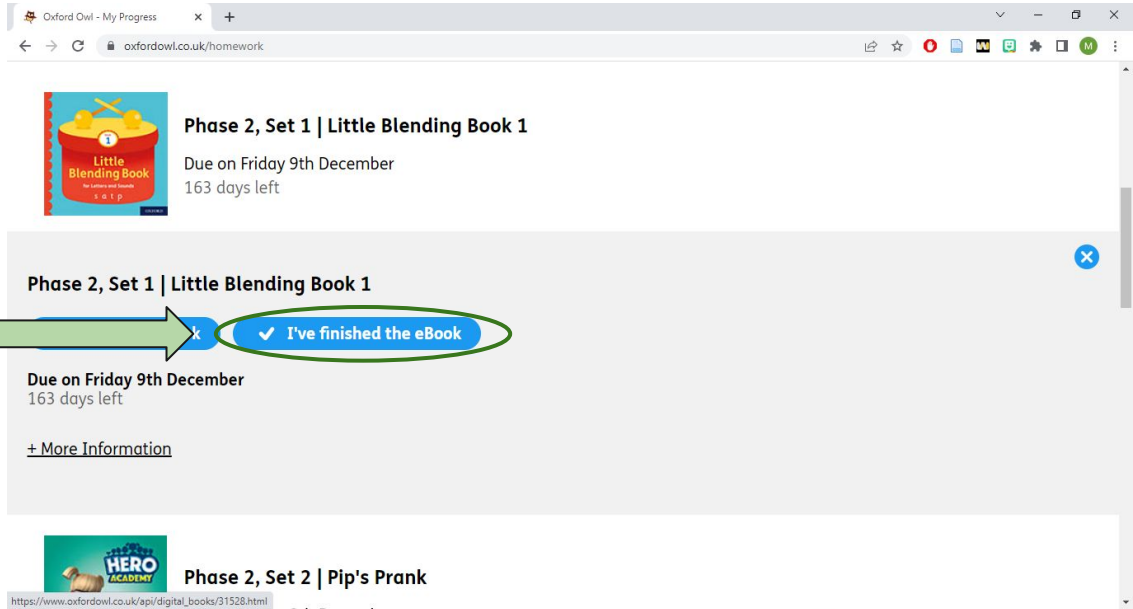
S

Zoom: + - Reset Tools

Page 2 - 3

Al terminar un libro verá las siguientes opciones:

Seleccionar opción:
'I've finished the eBook'



The screenshot shows a web browser window with the URL [oxfordowl.co.uk/homework](https://www.oxfordowl.co.uk/homework). The page displays a list of homework items. The first item is "Phase 2, Set 1 | Little Blending Book 1", which is due on Friday 9th December and has 163 days left. Below this item, there is a blue button with a checkmark and the text "I've finished the eBook", which is circled in green. A green arrow points from the text box on the left to this button. Below the button, there is a link for "+ More Information". The second item is "Phase 2, Set 2 | Pip's Prank", which is due on Friday 9th December and has 163 days left. The URL for this item is https://www.oxfordowl.co.uk/api/digital_books/31528.html.

Al seleccionar la opción: 'I've finished the eBook', se pedirá la opinión del/la estudiante sobre el libro.

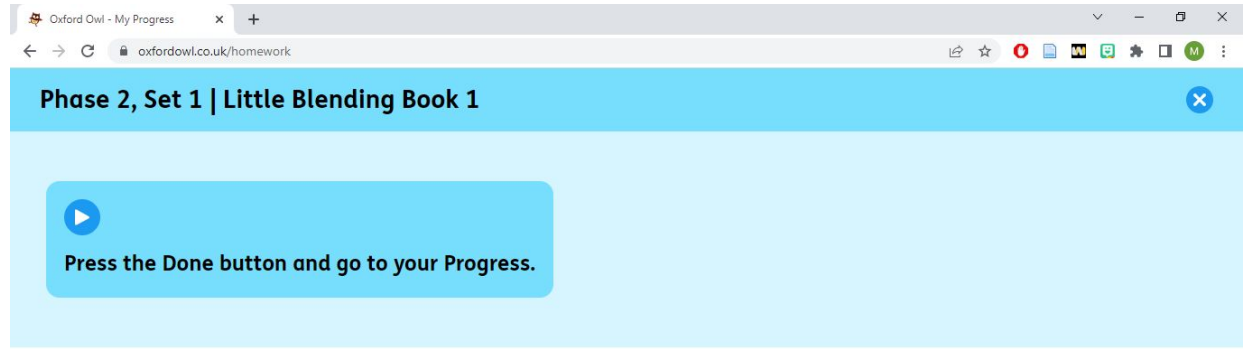
Seleccionar opción personal.



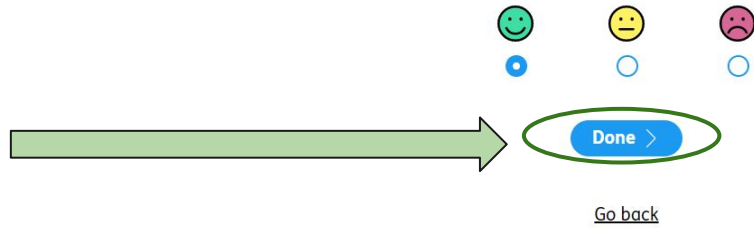
The screenshot shows a web browser window with the address bar displaying 'oxfordowl.co.uk/homework'. The page title is 'Phase 2, Set 1 | Little Blending Book 1'. Below the title bar, there is a light blue rounded rectangle containing a play button icon and the text 'What did you think of this book?'. A close button (X) is visible in the top right corner of the page header.



[Go back](#)



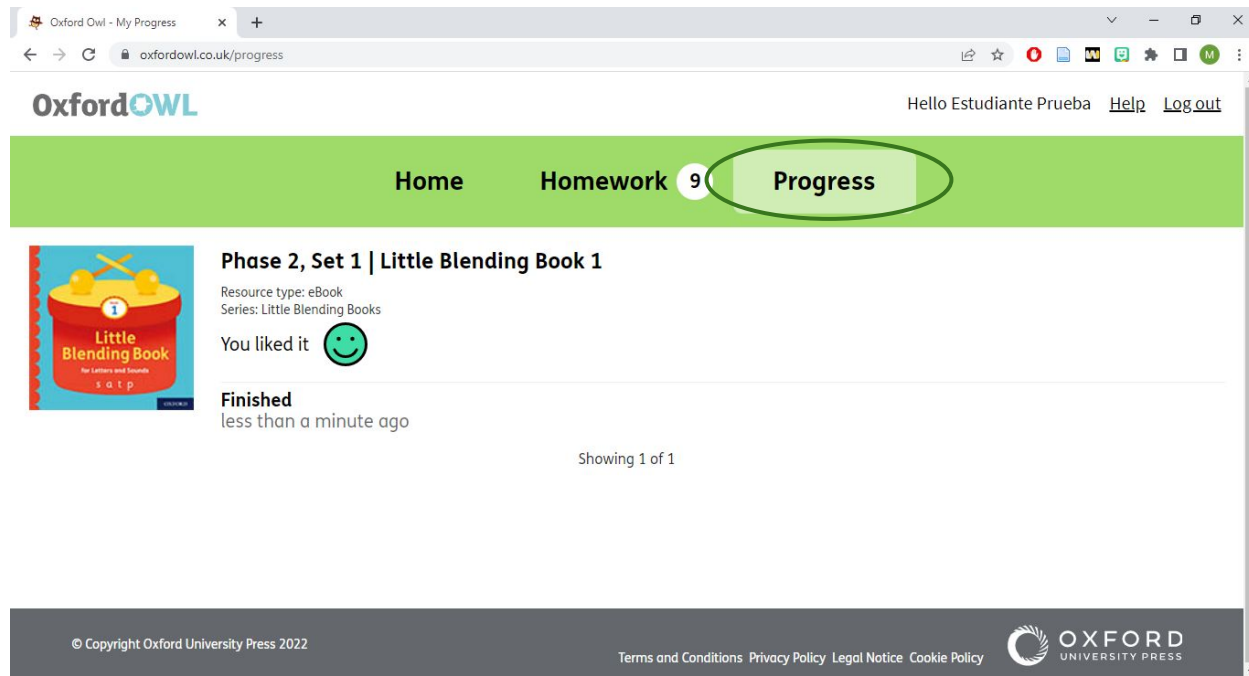
Tras haber marcado su opinión,
seleccionar la opción: **Done**.



Después de enviar su opinión, podrá ver el libro en la sección: **‘Progress’**.

En esta sección se presenta el avance de cada estudiante.

Importante: Este progreso es visible para el/la docente, por lo que es necesario marcar el libro como leído al terminarlo.



Oxford Owl - My Progress

oxfordowl.co.uk/progress

Hello Estudiante Prueba [Help](#) [Log out](#)

Home Homework **9** **Progress**

Phase 2, Set 1 | Little Blending Book 1

Resource type: eBook
Series: Little Blending Books

You liked it 😊

Finished
less than a minute ago

Showing 1 of 1

© Copyright Oxford University Press 2022

Terms and Conditions Privacy Policy Legal Notice Cookie Policy

OXFORD UNIVERSITY PRESS